

PQE-XX-XX-A/B-FG

FG: High Temp Rohs Compliant
(Nylon-6T or Greater)

Pin Length
 ◎ Standard: 094/023 (9.35/2.28mm)
 094/120(9.35/11.99mm)
 (other lengths available)

Number of Contacts

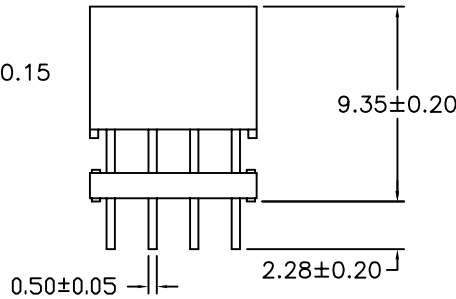
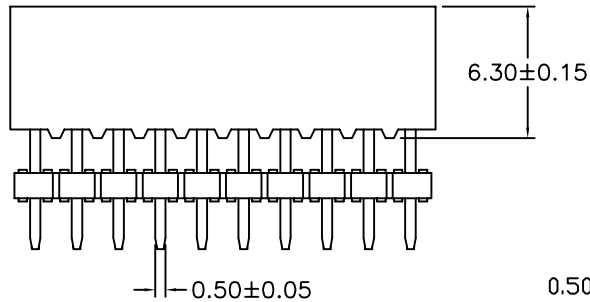
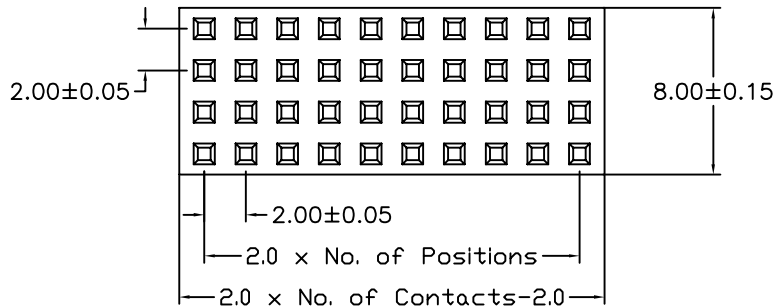
24 to 96 Contacts	
100 Contacts	A0
104 Contacts	A4
108 Contacts	A8
112 Contacts	B2
116 Contacts	B6
120 Contacts	C0

Contact Plating

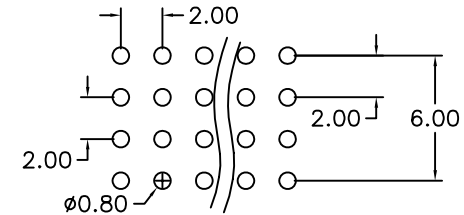
Definition	Code	
◎ Tin plated:	VA	
◎ Gold plated:		
flash	VB	15μ" VF
3μ"	VC	20μ" VG
5μ"	VD	30μ" VJ
10μ"	VE	
◎ Duplex plating:		
flash	VK	15μ" VP
3μ"	VL	20μ" VT
5μ"	VM	30μ" VU
10μ"	VN	

SPECIFICATIONS

Current Rating: 1 Amps**
 Insulator Resistance: 5000 Megohms min.
 Contact Resistance: 20 m ohms max.
 Dielectric withstanding: AC 500V
 Operating Temperature: -40°C~+105°C
 Contact Material: Phosphor Bronze
 Insulator Material: Polyester, UL 94V-0
 ◎ Standard: Nylon-6T
 Finish: Tin, Gold or Duplex Plating
 ◎ Standard: Duplex Plated
 Duplex Plating: Gold Plated on contact area
 Tin Plated on solder area



Recommended P.C.B. Layout



**Connector can be rated for 2 Amps when the following two conditions are met. Contact plating is minimum 20u" Gold and operating temps are maintained between 20~40° C.

APTOS Technology CONFIDENTIAL
 This document, and all information it contains, are the confidential, proprietary property of APTOS Technology. Disclosure, duplication or distribution of this document, or any information it contains, in whole or part, without prior written permission from APTOS Technology is strictly prohibited

GENERAL TOLERANCE UNLESS OTHERWISE SPECIFIED	
XXX. ± X	.XX ± X
XX. ± X	.XXX ± X
X. ± X	X' ± X'
.X ± X	.X' ± X'

REV.	A	DRAWN		01/14/09
DATE	01/14/09	CHECKED		
SCALE	3:1	APPROVED		
UNIT	mm			

APTOS TECHNOLOGY

PQE Series

2.00 mm Elevated Socket - Quad Row

PRODUCT NO. PQE-XX-XX-A/B-FG

FILE NAME: PQE LF APD.DWG